






# Overall results report






 <b>Department</b>	<b>All</b>
 <b>Job Position</b>	<b>All</b>

## Categories for ranges and results

Range of evaluations	Result
 0 - 40	Unacceptable
 40.01 - 60	Weak
 60.01 - 80	Good
 80.01 - 95	Very Good
 95.01 - 100	Excellent

## Results by competency group

Competence groups	 Average
Social (relationships-oriented competencies)	 68.89
Executive (Strategic competencies)	 60.00

## Competence groups



Average

Leadership (Supervision Competencies)



58.71

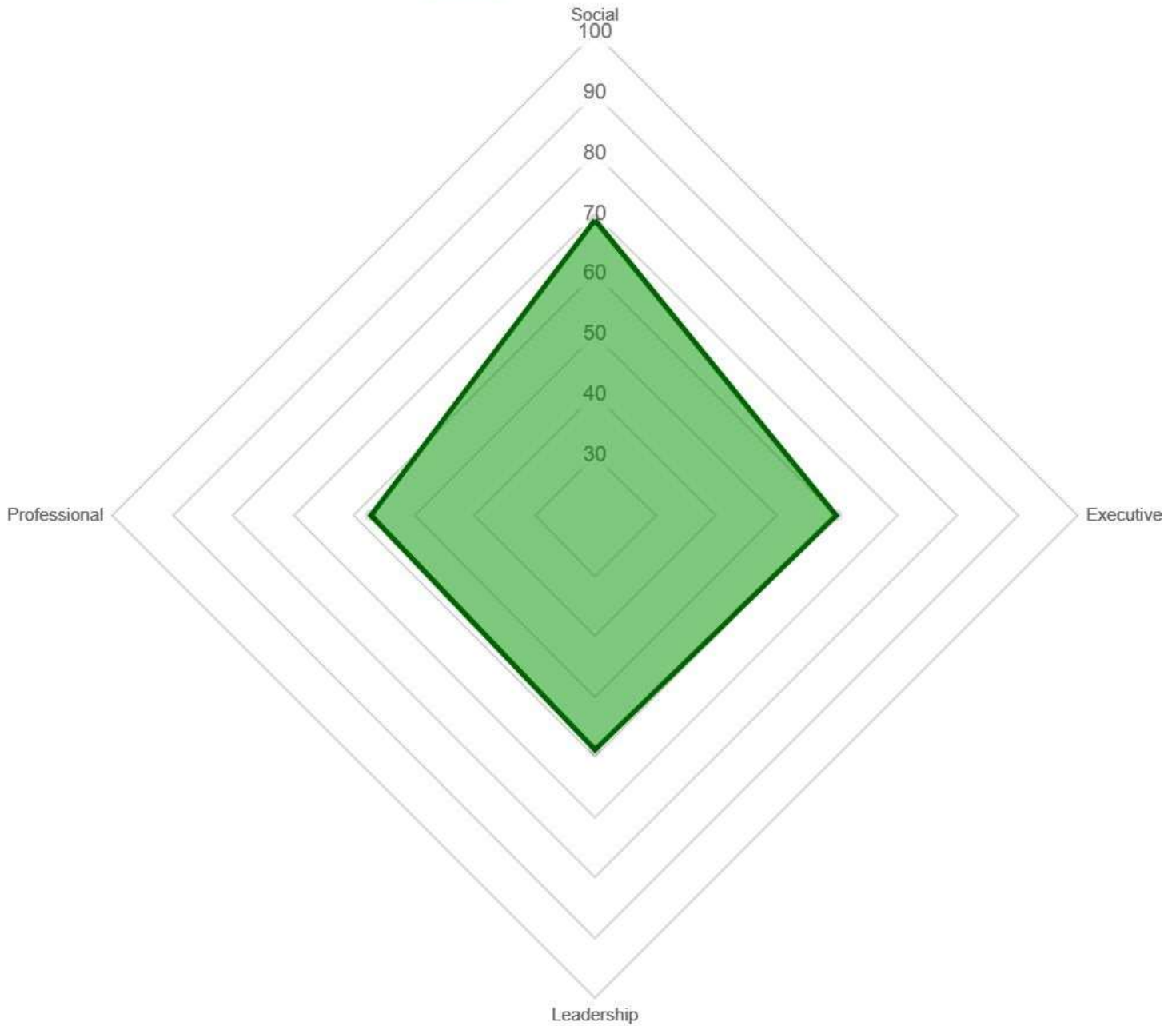
Professional (management and intellectual skills)



57.14


## Radar Chart

 Filter results by groups



## Results by competence

The following table shows the averages of the competencies evaluated considering the selected filter. These are sorted into averages in descending order.

Competencies assessed	 <b>Average</b>
Collaboration and teamwork	 83.33
Leadership	 80.00
Aptitude to identify business opportunities	 75.00
Business acumen	 72.00
Decision making	 66.67
Continuous learning	 63.33
Ability to influence achievements	 58.00
Authority Delegation	 57.14
Planning and organization	 53.33
Administrative control and monitoring.	 53.33
Priorities definition.	 50.00
Strategic approach	 42.86
Effective communication	 40.00
Resources management	 33.33

Bar chart, list of competencies

 Filter results by competencies

